
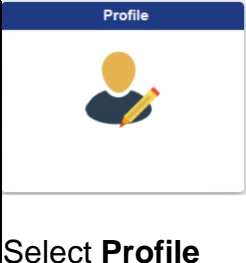
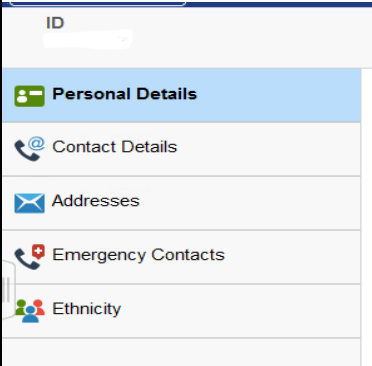


Office of the Registrar

Students can view and make adjustments to some of their personal information and contact information via CUNYfirst Student Center.

CUNYfirst Personal Information Changes

1	<p>Sign into CUNYfirst (https://home.cunyfirst.cuny.edu) with your CUNYfirst UserName and Password.</p>
2	 <p>The screenshot shows a blue header with the text "Student Center". Below the header is a circular icon of a person wearing a blue graduation cap and gown.</p> <p>Select Student Center</p>
3	 <p>The screenshot shows a blue header with the text "Profile". Below the header is a circular icon of a person with a yellow head and a red pencil.</p> <p>Select Profile</p>
4	 <p>The screenshot shows a list of menu items under a blue header. The items are: "ID", "Personal Details" (highlighted in blue), "Contact Details", "Addresses", "Emergency Contacts", and "Ethnicity".</p> <p>Click the appropriate link to update:</p>

**Please note some details such as legal name change, SSN update, and Permanent Address cannot be updated via Self-Service as form must be submitted to the Registrar's Office.*

Office of the Registrar

Personal Details

5 Personal Details:

This page shows your DOB, SSN, and Name. You are eligible to update your **Preferred Name**. All other changes require an official request to the Registrar's Office. Send email to Registrar@slu.cuny.edu